





kickict.co.uk



Kick ICT Group



DISASTER RECOVERY PLAN

SUGGESTED TEMPLATE FOR CUSTOMER

The background features a large red area on the left and bottom, and a dark red area on the right. A grey shape is positioned in the upper left, partially overlapping the red areas.

**We are experts
and partners.**

We've been delivering
business solutions, network
infrastructure and support to
help our customers succeed
for almost 40 years.

Contents

1	PLAN OVERVIEW	4
2	KEY STAKEHOLDERS AND CONTACT DETAILS	5
3	IT BACKUP PROCEDURES	6
4	DISASTER RECOVERY PROCEDURES	7
5	BAU AND DR FROM YOUR BACK UP SITE	8
6	RESTORATION PROCESS	9
7	RECOVERY PLAN PRACTICE AND EXERCISING	10
8	DISASTER SITE REBUILDING	11
9	KEEPING TRACK OF CHANGES	12

Version History:				
Version	Approved By	Revision Date	Description of Change	Author

Prepared By:		Title:		Date:	
Approved By:		Title:		Date:	

1 PLAN OVERVIEW

The starting point of your disaster recovery plan. Set out here what your plan will achieve once in place.

3 IT BACKUP PROCEDURES

If disaster occurs, what IT backup procedures need to be followed?

4 DISASTER RECOVERY PROCEDURES

What are the key procedures that need to be invoked, and in what order, following a disaster?

5 BAU AND DR FROM YOUR BACK UP SITE

It's likely you'll need access to an alternative, temporary back up site while your main site recovers from your disaster. Think about what you need to have in place to deliver your DR plan, and where necessary the BAU for your organisation, from an alternative site.

6 RESTORATION PROCESS

How are you going to restore your systems and processes? What steps do you need to take?

7 RECOVERY PLAN PRACTICE AND EXERCISING

Test your plan, have confidence in its effectiveness. List out the steps and stakeholders required to do this

8 DISASTER SITE REBUILDING

How are you going to rebuild your site after a disaster? Consider IT systems, processes and facilities.

9 KEEPING TRACK OF CHANGES

Your DR plan will be an evolving document, make sure to record changes as you make them, updating the version number (and the table at the start of this document)



Kick

Reception: 01698 844 600
Support: 0345 034 9600
Email: info@kickict.co.uk

Head Office
Solais House
19 Phoenix Crescent
Strathclyde Business Park
Bellshill
ML4 3NJ

kickict.co.uk

